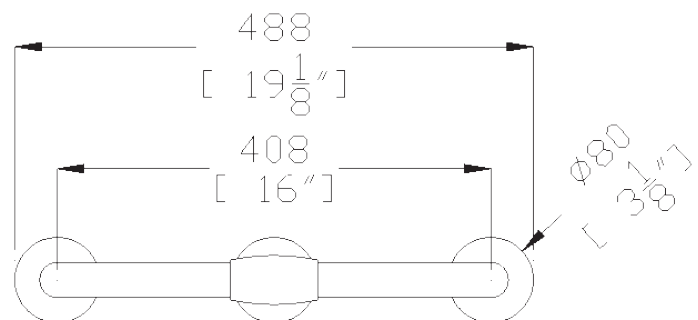
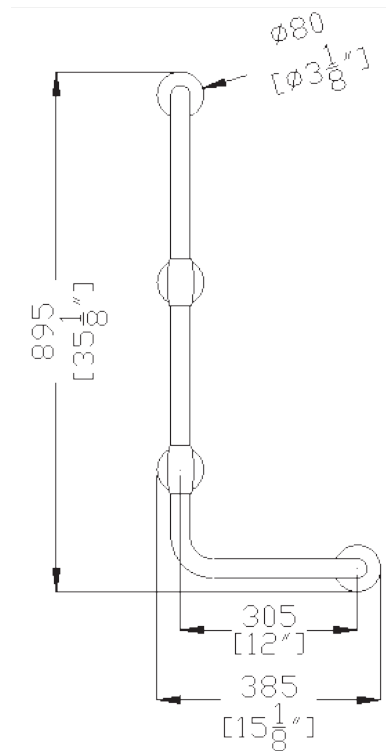



Bariatric Vinyl Coated Grab Bars



- Choose from a variety of grab bar styles including straight and L-shaped
- Superior non-slip surface helps obtain a firmer grip
- Offers a secure and safe installation by giving the installer the flexibility to choose from up to 11 mounting holes on the mounting flange
- Max Load of 1000 pounds
- Available in white or ivory; other colors and grab bar styles available upon request

IPC.2002/Rev.1

Bariatric Vinyl Coated Grab Bars

Suggested Specifications

PART 1 GENERAL

1.01 SUMMARY

A. Grab bars safety and decoration.

1.02 SECTION INCLUDES

A. Section 10800 – Bariatric Vinyl Coated Grab Bars

1.03 REFERENCES

A. American with Disabilities Act Accessibility Guidelines (ADAAG)

B. American National Standards Institute (ANSI)

C. American Society for Testing and Materials (ASTM)

1.04 SUBMITTALS

A. Product Data: Manufacturer's standard product data for each product specified, including detail dimensions, function, and finish.

B. Samples: Manufacturer's color selection and verification samples – 6-1/2" in length.

C. Manufacturer's printed installation instruction: Include anchoring and fastening details.

1.05 DELIVERY, STORAGE AND HANDLING

A. Deliver materials in unopened factory packaging to the jobsite

B. Inspect materials at delivery to assure that specified products have been received.

C. Store in original packaging in a climate controlled location away from direct sunlight.

1.06 PROJECT CONDITIONS

A. Environmental Requirements: Products must be installed in an interior climate controlled environment.

1.07 WARRANTY

A. Limited Lifetime Warranty against material and manufacturing defects.

PART 2 PRODUCTS

2.01 MANUFACTURER

A. Acceptable Distributor/Manufacturer:

Inpro® Corporation,
PO Box 406, Muskego, WI 53150, USA;
Telephone: 800-222-5556, Fax: 888-715-8407,
www.inprocorp.com

B. Substitutions: Not permitted.

C. Provide all grab bars and bathroom accessories from a single manufacturer.

2.02 MANUFACTURED UNITS

A. Bariatric Vinyl Coated Grab Bars.

1. Bariatric Grab Bars shall withstand a maximum load of 1000 pounds.

2. Corrosion resistant steel core with PVC finish coating, round 1 1/4" (32mm) diameter with 1 1/2" clear space to wall. Stainless steel flange.

3. Minimum 3 wall flanges per bar. Flange cover shall be snap-on design polyamide. Flange cover to be 3 1/4" in diameter 1/8" thick.

4. Colors as selected from manufacturers standard range.

5. Straight Bariatric Grab Bars

Part number, Length

a. DSGB16BAR, 16" long.

b. DSGB18BAR, 18" long.

c. DSGB24BAR, 24" long.

d. DSGB36BAR, 36" long.

e. DSGB42BAR, 42" long.

6. L-Shaped Bariatric Grab Bars

f. DSGBBARL-LF, 15 3/16" w x 35 1/4" h, left (vertical on left side).

g. DSGBBARL-RT, 15 3/16" w x 35 1/4" h, right (vertical on right side).

PART 3 EXECUTION

3.1 EXAMINATION

A. Do not begin installation until substrates finishing operations are completed, including painting.

B. Verify that prepared openings are sized and located in accordance with architects recommendations. Verify that blocking, reinforcement and anchoring devices are the correct type.