


Technical Data

Seoul Collection

GENERAL INFORMATION



- Inspired by the juxtaposition of urban architecture and mountain terrain
- Rectangular face plate with square edges and off-set rectangular back plate with wavy top edge
- Coordinated collection to make designing your signs easy
- Available in numerous colors and substrates for a completely custom look

PALLADIUM FINISH OPTIONS

BACKPLATE

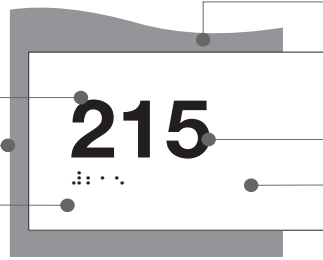
- InPro Standard Colors
- InPro Woodland/Element Finishes
- Rowmark Acrylic
- WA/Formica Laminate Patterns
- 3FORM Varia EcoResin
- Digitally Printed Graphics
- InPro BioPrism™ Finishes

TEXT

- InPro Standard Colors
- InPro Woodland Finishes
- InPro Element Finishes
- Rowmark Acrylic

FACE

- InPro Standard Colors
- InPro Woodland Finishes
- InPro Element Finishes
- Rowmark Acrylic



PHOTOPOLYMER FINISH OPTIONS

TEXT

- Architectural Signage Colors

FACE

- InPro Standard Colors
- Custom Paint Matches
- WA/Formica Laminate Patterns
- Digitally Printed Graphics

BACKPLATE

- InPro Standard Colors
- Custom Paint Matches
- WA/Formica Laminate Patterns
- 3FORM Varia EcoResin
- Digitally Printed Graphics
- InPro BioPrism™ Finishes

PRODUCTION OPTIONS

- Palladium Rigid Vinyl Sheet
- Photopolymer
- Digitally Printed Graphics

SIGN TYPES

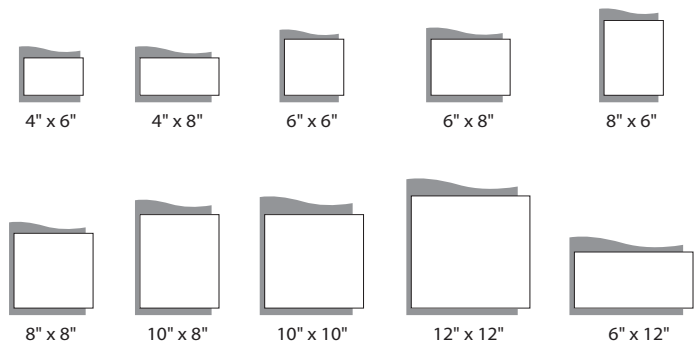
- ADA Room Identification
- ADA Regulatory
- Room Identification w/ Window
- Room Identification w/ Slider
- Informational
- Directional
- Directories
- Modular Window Signs
- Informational Window Signs
- Projection

COLLECTION ADD-ONS

- Insert Window
- Slider Display
- Magnetic Window Panels
- Whiteboard Panels
- Magnetic Modulators

POPULAR SIZES

The size of these collection is defined by the H and W of the face, not the overall size of the sign. Reference Standard Collections sizes for all additional size options



IPC.1550/REV.2